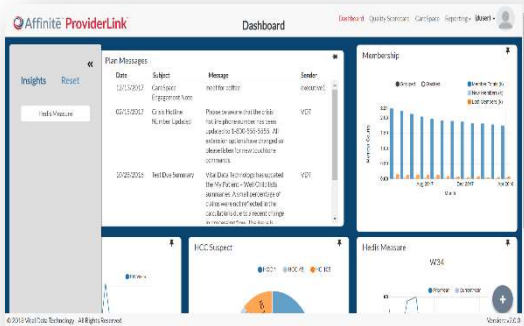


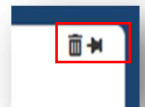
The Affinitē ProviderLink module presents a provider-centric view of the Affinitē platform. Affinitē ProviderLink has four core functional elements: Dashboard, ScoreCard, CareSpace, and Reporting. This document will provide a quick overview of the ProviderLink system. More detailed information can be found in the ProviderLink User Guide located on the intranet.



Dashboard

The Dashboard serves as the landing page for plan users that start their use of the platform with an overview. Users can choose the Insights they want to appear on their dashboard.

To view the panels on your dashboard, simply drag and drop the tiles onto your dashboard. To keep them on your dashboard for subsequent logins, click the pushpin in the right-hand corner of the tile to “pin” it to your dashboard. If you no longer wish to see the tile, click on the trash can to send it back to the list of insight tiles.



Quality Scorecard

The Quality Scorecard provides real-time visibility into performance on standardized measures such as HEDIS or any other implemented quality measures. Unlike most HEDIS quality reporting solutions which are usually retrospective, Affinitē ProviderLink's Quality Scorecard not only provides a historical view of past performance, but it also provides visibility into where you stand currently and where you're likely to end up at the end of the year.

By clicking the **+** in the scorecard, you can drill down from the practice level to the physician level, and finally to the patient level. Once you reach the patient level, you will see the box for **COMPLIANT**. In this box, **0=Not compliant** and **1=Compliant** (meaning they have completed the measure).

Affinitē

ProviderLink

Scorecard

Dashboard

Quality Scorecard

CareSpace

Reporting - (DUser)

Year: 2020

Month: June

LOB: ALL

Group:

Run

Measure	Measure Name	Eligible	Total Compliant	Non Compliant	HP Goal	Year To Date	Estimated Year
AAP	Adult Access to Preventative/Ambulatory Services						
ABA	Adult BMI Assessment	582	64	518	94.41	11	11
ADD	Follow-Up Care for Children Prescribed ADHD Medication						
ADV	Annual Dental Visit						
AMM	Antidepressant Medication Management						
AMR	Asthma Medication Ratio						
APM	Metabolic Monitoring for Children and Adolescents on Antipsy...						
APP	Use of First-Line Psychosocial Care for Children and Adolescen...						
AWC	Well-Child Visit 12-21 years old	188	20	168	65.73	10.64	10.64
BCS	Breast Cancer Screening	190	87	103	65.09	45.79	45.79
CAP	Children and Adolescents' Access to PCP						
CBP	Controlling High Blood Pressure	237	0	237	68.69	0	0
CCS	Cervical Cancer Screening	505	177	328	54.02	35.05	35.05
CDC	Comprehensive Diabetes Care						
CHI	Chlamydia Screening in Women						

© 2020 Vital Data Technology - All Rights Reserved

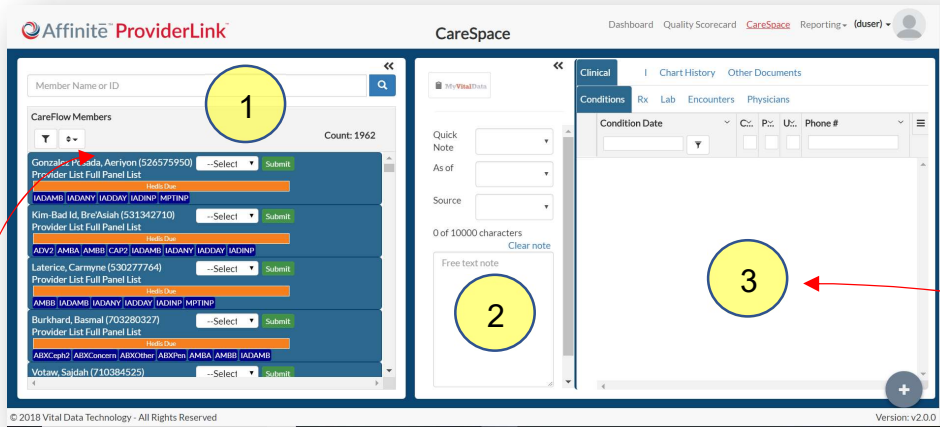
Version: v2.0.0



Tip: If the system hangs or is slow to load, do a CTRL F5 to reload the page. This should alleviate the problem. If not, contact your IT department.

CareSpace

CareSpace is designed to be a single place for all users to perform their work. The intent is for all the necessary information to be available and accessible without having to navigate to a different screen.



Panel 1 – Member Search and CareFlow Care Q Panel: Member lookup and search; You can search by member name or member ID. **CareFlow Care Q filtering and sorting** - This allows the user to filter the list based on certain conditions in the drop-down box. When a member is selected, member blade will change to a dark blue background.

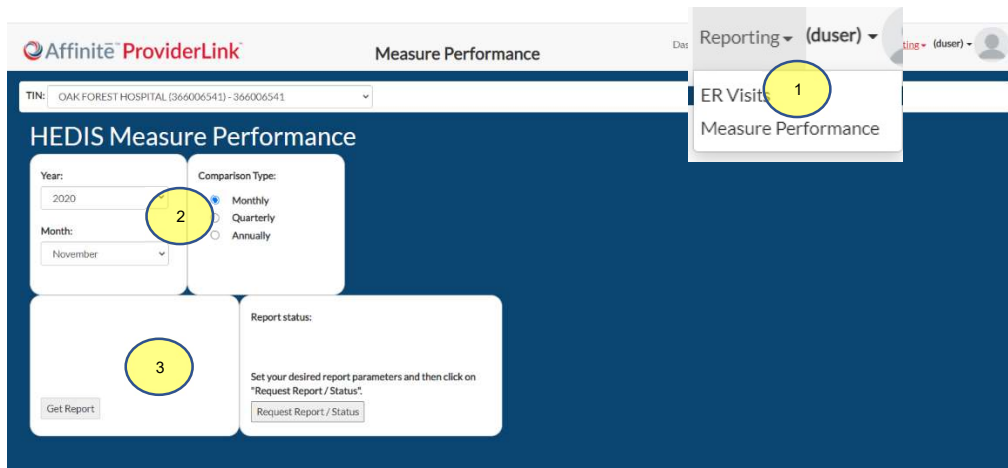
Panel 2 – Care Management Documentation Panel: Quick actions for selected member. This includes quick notes, case referral and case status change. Also provide quick access to MyVitalData report.

Panel 3 – Member Record Panel: Selected member “chart”. Includes all claims-based details on conditions, Rx, labs, encounters and physicians (also recapped in the MyVitalData report.).

Panel handles (<<): clicking on the handle will collapse or expand the panel and make more room for panels to the right.

Reports

Affinité ProviderLink includes a library of standard reports, including the Measure Performance Report. This report allows you to check measure performance by month, quarter, or year.



To run the report:

1. Select Measure Performance under the **Reporting** menu.
2. Apply necessary filters and click Request Report.
3. Once the report has finished, it will alert you regarding completion, and you will click Get Report to retrieve the report.